



REVIT MODELING INDIA

PARAMETRIC REVIT FAMILY CREATION Case Study



COMPANY DESCRIPTION:

Leading Pump Manufacturers of Australia - With an Annual Production Capacity of more than 7 million Pump Units

INDUSTRY: Manufacturing

SERVICES: Parametric Pump Metric Revit Family Creation

LOCATION: Sydney, Australia

www.revitmodelingindia.com

CHALLENGES

A leading pump manufacturer of Australia wanted to provide their clients with an exclusive library of digital models based on its product catalogue. The intent was to use this library to create custom drawings with better accuracy and system intelligence with a very pressing turnaround time.

A parametric Revit pump models was to be generated with parameterized inputs, analytical model, construction drawings and shop drawings including item schedules which could be used by the project stakeholders throughout the life cycle of a building. Nested families in a single model file were requested for future reuse of the parametric models.

Revit Modeling India was selected as Revit technology partner, a BIM professional services firm with technical expertise in Revit family / content creation services.

SOLUTIONS:

Under an aggressive timeline, Revit Modeling India generated these parametric pump Revit families with modifiable suction flange size, discharge flange size, flange connections, motor & Pump dimensions, base dimensions based on data from manufacturer (example shown below).

Our BIM Experts generated families allowing to draw and connect pipe based on flange sizes.

EXAMPLE:

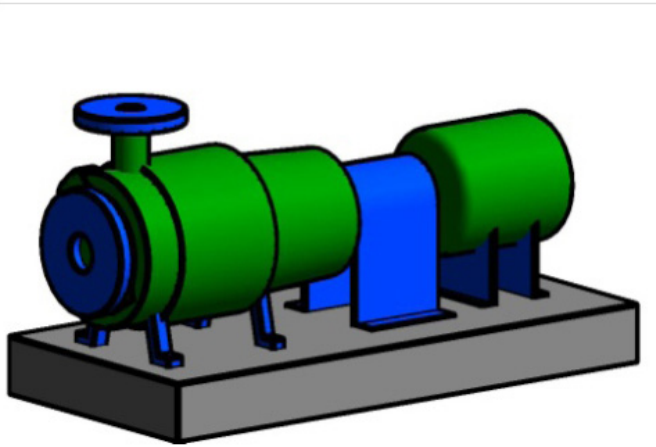
Category 50-32-200											
Sub category		Dna	DNm	a	f	h3	h2	L1	B2	w	T
a	80	50	32	80	385	220	180	750	350	60	741
b	90S	50	32	80	385	220	180	800	350	60	764
c	90L	50	32	80	385	220	180	800	350	60	789
d	100L	50	32	80	385	220	180	1000	350	60	827
e	112M	50	32	80	385	220	180	1000	350	60	841
f	132S	50	32	80	385	280	180	1000	350	60	930
g	132M	50	32	80	385	280	180	1000	350	60	930
h	160M	50	32	80	385	280	180	1000	350	60	1065

Category 65-40-200											
Sub category		Dna	DNm	a	f	h3	h2	L1	B2	w	T
a	80	65	40	100	385	220	180	800	350	60	761
b	90S	65	40	100	385	220	180	800	350	60	784
c	90L	65	40	100	385	220	180	1000	350	60	809
d	100L	65	40	100	385	220	180	1000	350	60	847
e	112M	65	40	100	385	220	180	1000	350	60	861
f	132S	65	40	100	385	280	180	1000	400	60	950
g	132M	65	40	100	385	280	180	1000	400	60	950
h	160M	65	40	100	385	280	180	1200	440	60	1085

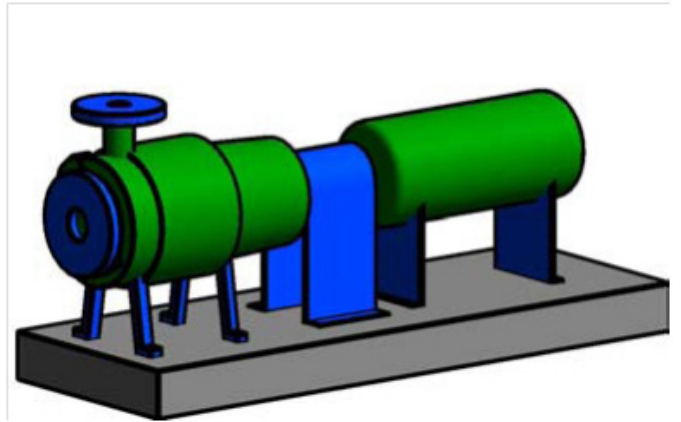
Category 80-50-200											
Sub category		Dna	DNm	a	f	h3	h2	L1	B2	w	T
a	90S	80	50	100	358	220	200	800	350	60	784
b	90L	80	50	100	358	220	200	1000	350	60	809
c	100L	80	50	100	358	220	200	1000	350	60	847
d	132S	80	50	100	358	280	200	1000	400	60	950
e	132M	80	50	100	358	280	200	1200	400	60	1085
f	160M	80	50	100	358	280	200	1200	440	60	1085
g	160L	80	50	100	358	280	200	1200	440	60	1085
h	180M	80	50	100	358	300	200	1200	440	60	1175
i	180L	80	50	100	358	300	200	1200	440	60	1175

Category 100-65-200											
Sub category		Dna	DNm	a	f	h3	h2	L1	B2	w	T
a	90L	100	65	100	500	300	225	1000	400	75	924
b	100L	100	65	100	500	300	225	1000	400	75	964
c	112M	100	65	100	500	300	225	1000	400	75	1065
d	132S	100	65	100	500	300	225	1200	400	75	1065
e	132M	100	65	100	500	300	225	1200	400	75	1065
f	160M	100	65	100	500	300	225	1200	440	75	1200
g	160L	100	65	100	500	300	225	1200	440	75	1200
h	180M	100	65	100	500	300	225	1300	440	75	1290
i	180L	100	65	100	500	300	225	1300	440	75	1290
j	200L	100	65	100	500	300	225	1400	505	75	1325

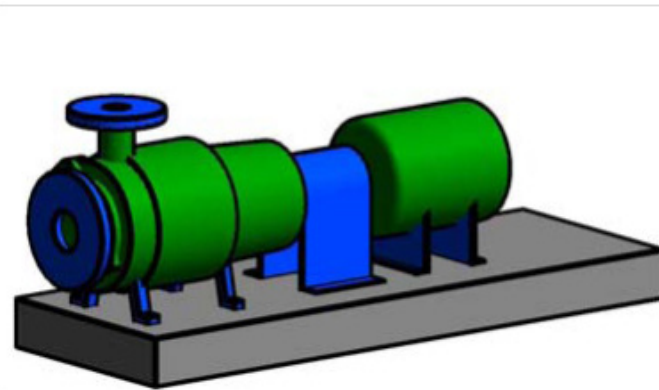
Sample Revit Family:



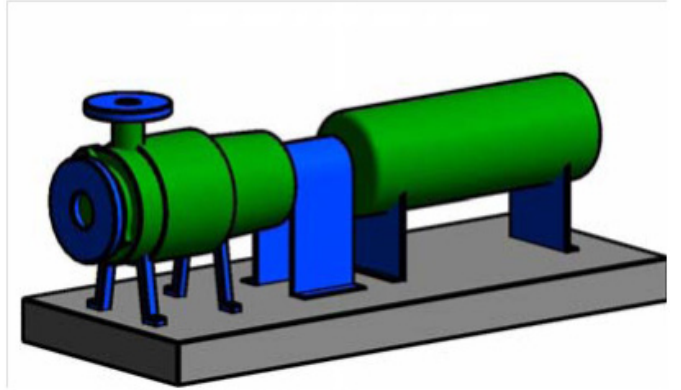
Category 5-32-200, Sub category 80



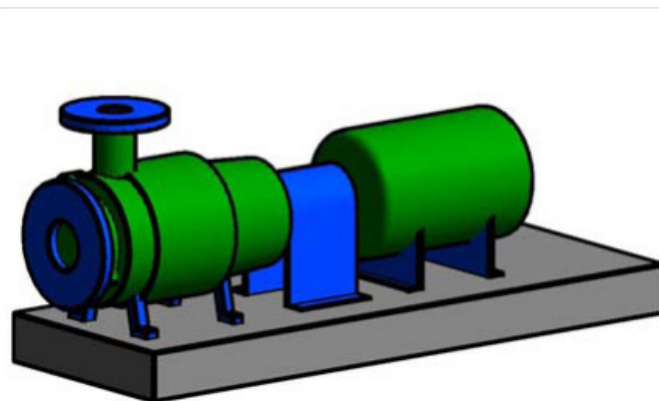
Category 5-32-200, Sub category 132M



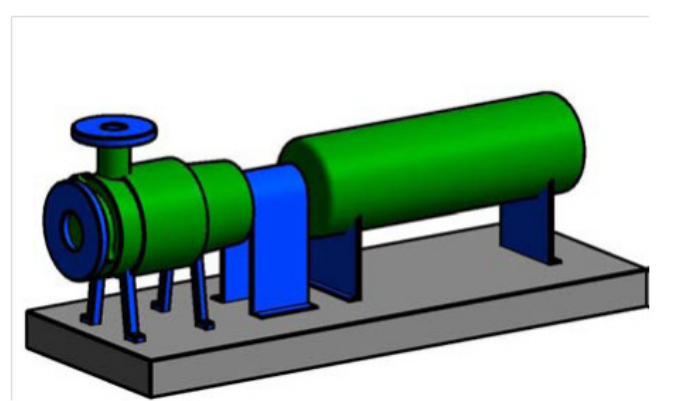
Category 65-40-200, Sub category 90L



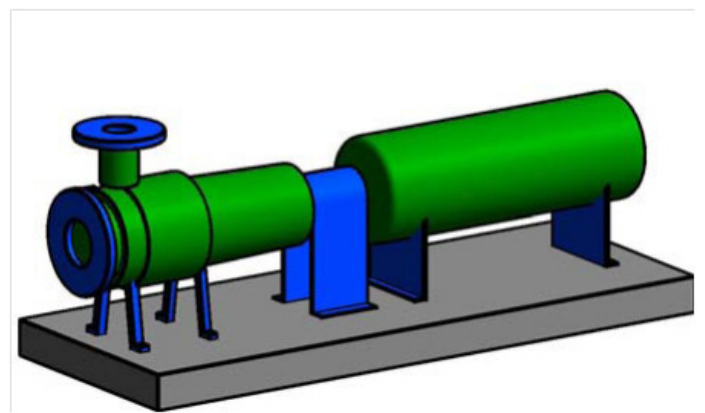
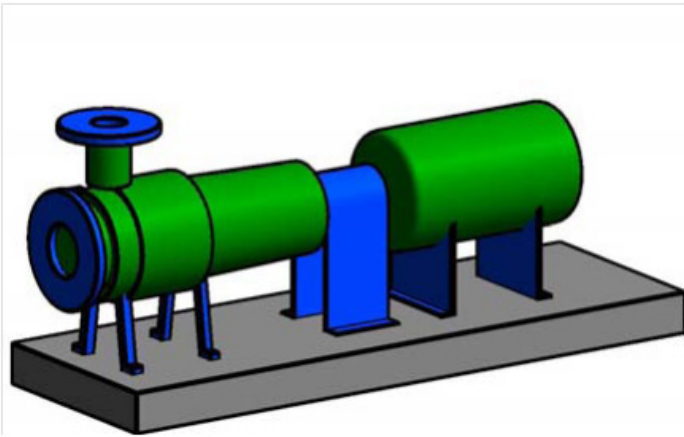
Category 65-40-200, Sub category 160M



Category 80-50-200, Sub category 100L



Category 80-50-200, Sub category 180M



Category 100-65-200, Sub category 112M

Category 100-65-200, Sub category 200L

RESULTS:

To meet the pressing project deadlines, we allocated more resources to the project and were able to deliver the project on time. The client expressed appreciation for the level of details provided by Revit Modeling India experts within the Revit families generated. In our client's words

"Your team developed BIM objects in a standardized format which helped in maintaining the product integrity. Your work was fantastic and we'll have much more coming your way."